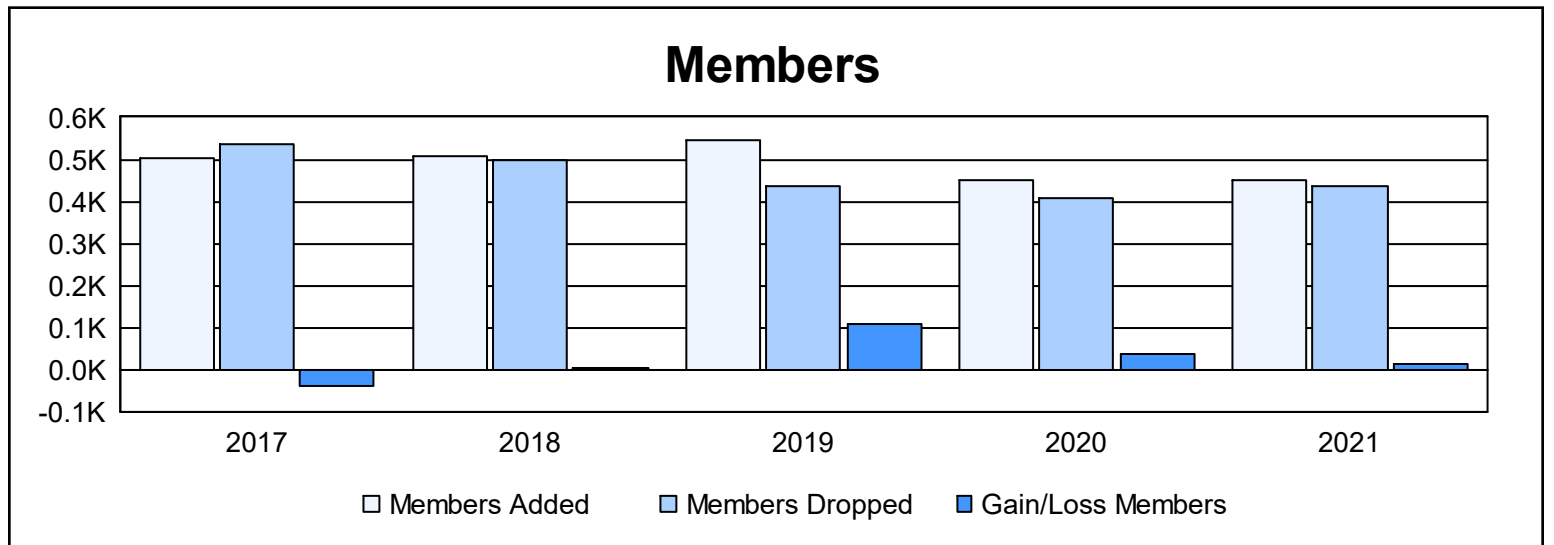
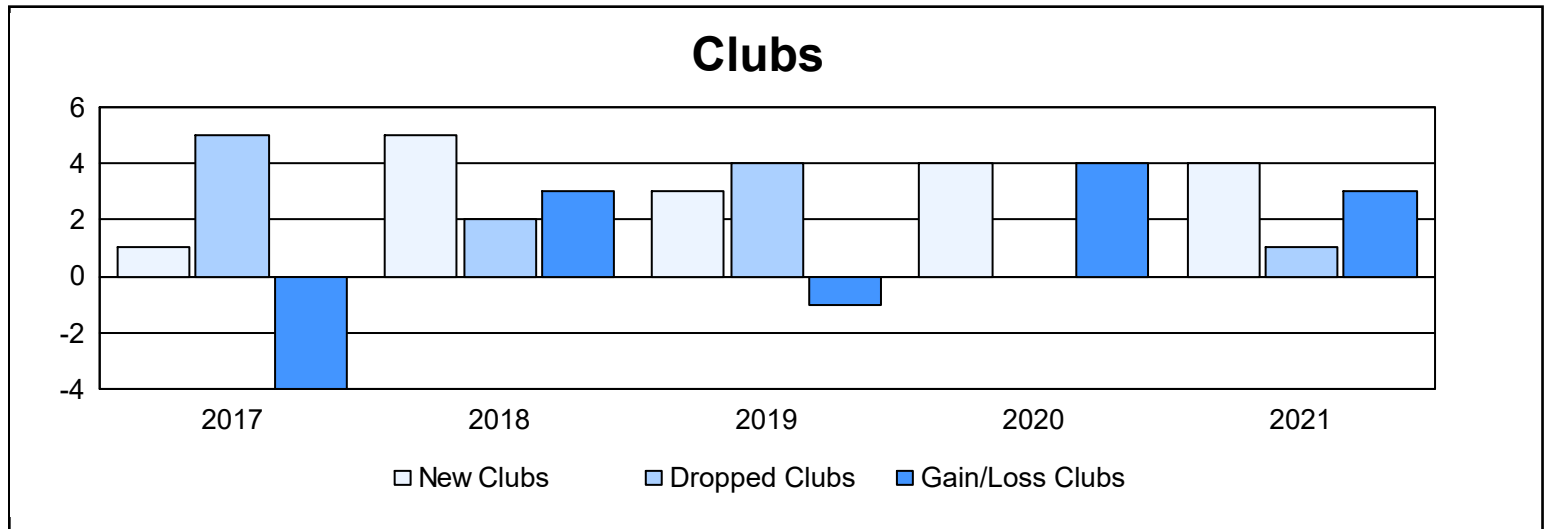
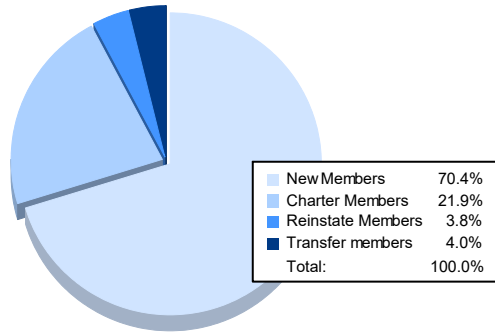


| Year | New Clubs | Dropped Clubs | Gain/ Loss Clubs | New Members | Charter Members | Reinstate Members | Transfer Members | Total Member Added | Total Members Dropped | Gain/ Loss Members |
|----------------|-----------|---------------|------------------|-------------|-----------------|-------------------|------------------|--------------------|-----------------------|--------------------|
| 2016-2017 | 1 | 5 | -4 | 382 | 25 | 69 | 25 | 501 | 538 | -37 |
| 2017-2018 | 5 | 2 | 3 | 297 | 150 | 37 | 21 | 505 | 500 | 5 |
| 2018-2019 | 3 | 4 | -1 | 392 | 84 | 46 | 22 | 544 | 435 | 109 |
| 2019-2020 | 4 | 0 | 4 | 318 | 99 | 13 | 18 | 448 | 409 | 39 |
| 2020-2021 | 4 | 1 | 3 | 318 | 99 | 17 | 18 | 452 | 437 | 15 |
| Average | 3 | 2 | 1 | 341 | 91 | 36 | 21 | 490 | 464 | 26 |



Membership Composition June 2021 Cumulative



Gender Composition June 2021 Cumulative

